



DOSATRON®

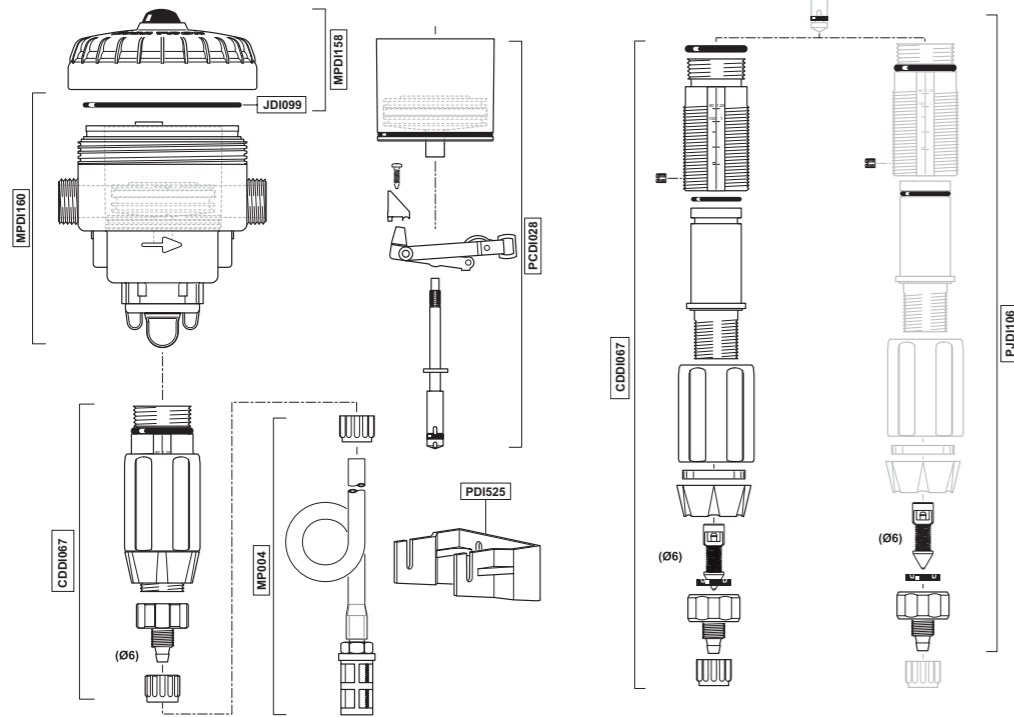
WATER POWERED DOSING TECHNOLOGY

compact

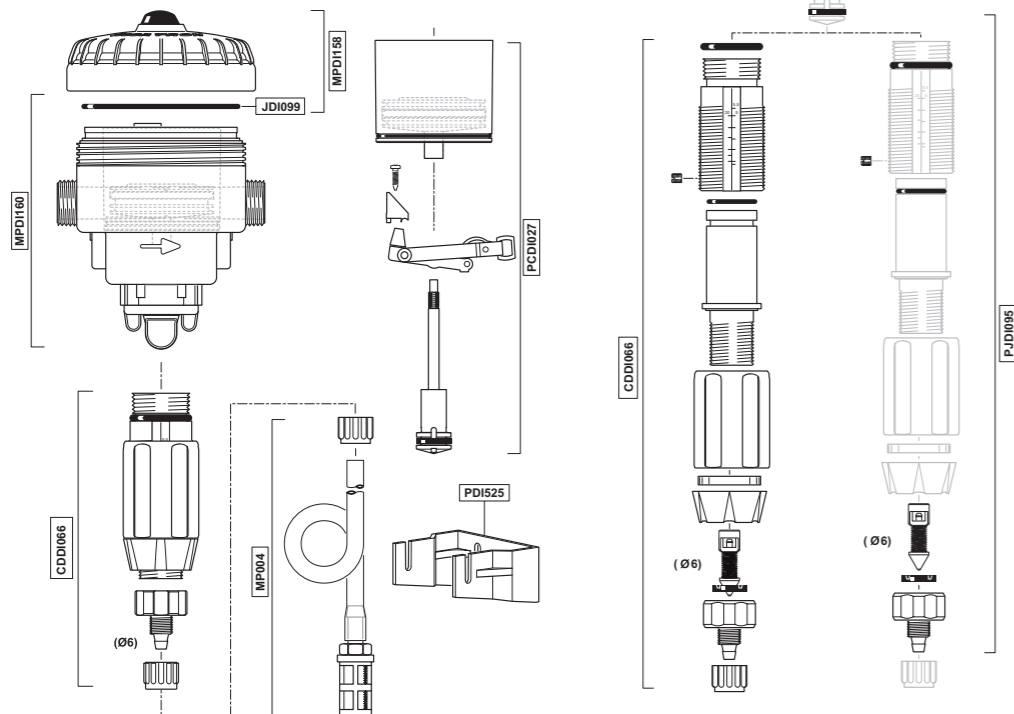
0.7

m³/h

Parts diagram D 07 RE 125

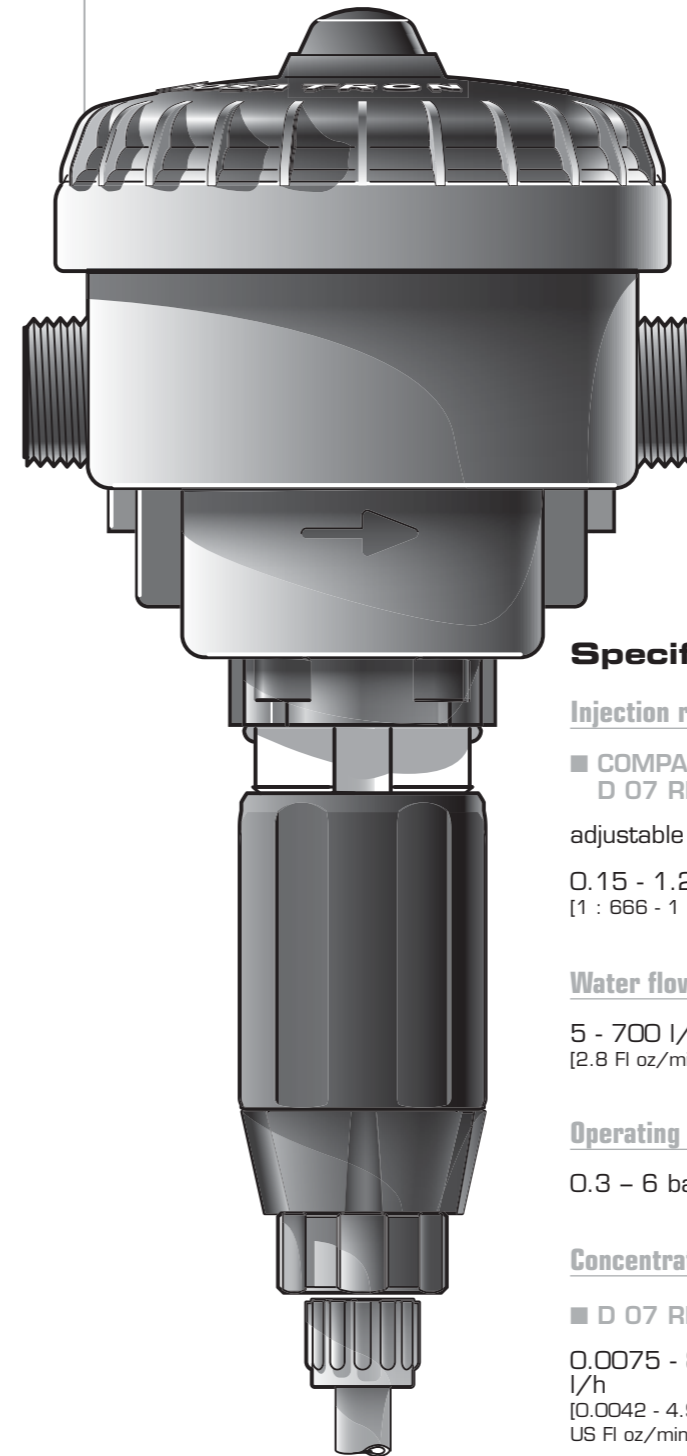


Parts diagram D 07 RE 5



CUSTOMER SERVICE - SERVICE CLIENTÈLE

FT/COMPACT-GB/06/07



Specifications

Injection range > 2 models

■ COMPACT D 07 RE 125	■ COMPACT D 07 RE 5
--------------------------	------------------------

adjustable injection

0.15 - 1.25 % [1 : 666 - 1 : 80]	0.8 - 5.5 % [1 : 128 - 1 : 18]
-------------------------------------	-----------------------------------

Water flow range*

5 - 700 l/h [2.8 FI oz/min - 3 US GPM]

Operating pressure

0.3 - 6 bar [4.3 - 85 PSI]

Concentrated additive injection

■ D 07 RE 125	■ D 07 RE 5
0.0075 - 8.75 l/h [0.0042 - 4.93] US FI oz/min	0.04 - 38.5 l/h [0.0225 - 21.8] US FI oz/min

*For operating unit with other fluids than water, please contact us.

A unique technology
associating all dosing functions

Dosing Technique


Non-electric proportional

Energy Source

Water flow and pressure

Package contents

- 1 Compact Dosatron
- 1 wall bracket
- 1 transparent suction tube
175 cm long [69"],
ø 6 x 9 mm [1/4" id x 3/8" od]
- 1 owner's manual



DOSATRON INTERNATIONAL

Rue Pascal - B.P. 6 - 33370 TRESSSES (BORDEAUX) - FRANCE
Tel. 33 (0)5 57 97 11 11 - Fax. 33 (0)5 57 97 11 29 / 33 (0)5 57 97 10 85
e.mail : info@dosatron.com - <http://www.dosatron.com>

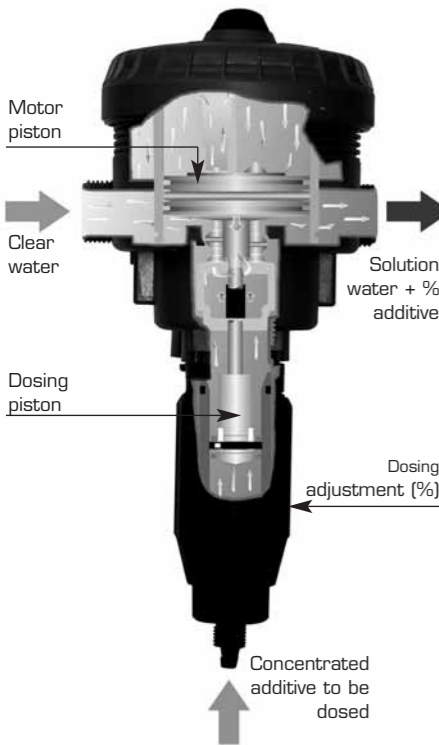
S.A. DOSATRON INTERNATIONAL au capital de 3 050 000 EUROS - SIRET BORDEAUX 418 826 822 00011 - APE 291 B - N° TVA/VAT : FR96418826822

This document does not form a contractual engagement on the part of Dosatron International and is for information only. Dosatron International reserves the right to alter product specification or appearance without prior notice. © DOSATRON INTERNATIONAL S.A. 2004

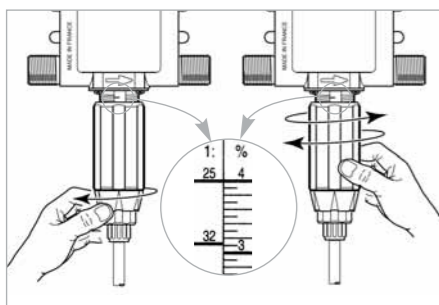
Operating principle

Installed directly in the water supply line, the Dosatron operates by using the flow of water as the power source.

The water activates the Dosatron, which takes up the required percentage of concentrate directly from the container and injects it into the water. Inside the Dosatron, the concentrate is mixed with the water, and the water pressure forces the solution downstream. The dose of concentrate will be directly proportional to the volume of water entering the Dosatron, regardless of variations in flow or pressure, which may occur in the main line.



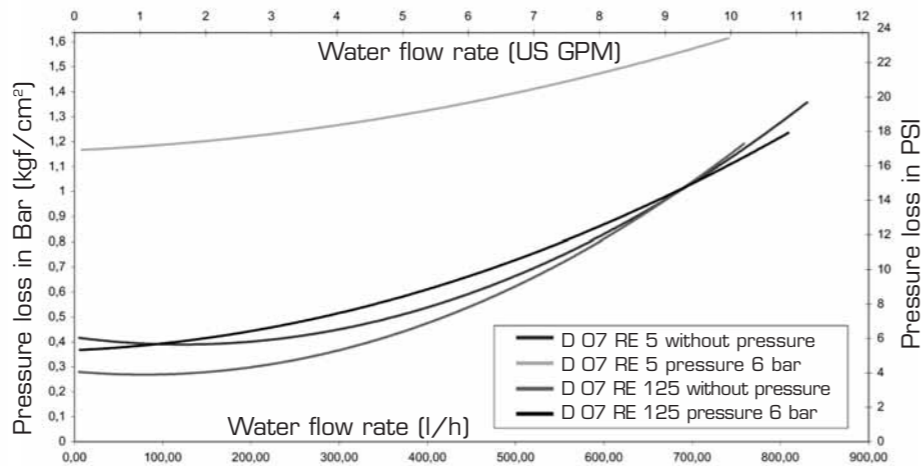
Adjusting the injection rate



Specifications

General	
- Maximum operating water temperature	40°C [104°F]
- Minimum operating water temperature	5°C [41°F]
- Dosing rate	i.e. Adjustment at 1% = 1 : 100 = 1 V concentrate into 100 V water
- Average dosing accuracy	+/- 5% (Charts on demand)
- Repeatability	+/- 3% (API Standard)
- Pressure loss	0.3 – 1.4 bar [4.35 – 23.3 PSI]
Other integrated functions	
- By-pass	yes
- Inlet/outlet connections	3/4" M : BSP-NPT ø 20 x 27 mm
- Built-in airbleeder	yes
Motor	
- Motor	hydraulic piston
- Hydraulic motor capacity	0.225 l [0.060 US Gallons] (1 cycle)
Dosing	
- Injection	internal
- Dosing plunger	simple effect, injection on the upstream
- Injection check valve	spring-loaded cone
Suction	
- Self-priming	yes
- Maximum viscosity of concentrate	400 cSt at 20°C [68°F]
- Max. vertical or horizontal suction of the concentrate	4 m [13ft]
- Strainer	yes – foot strainer with weight

Pressure loss curves



Standard material

Housing: polypropylene, EPDM

Motor piston : polypropylene, peek, stainless steel, teflon, EPDM HT

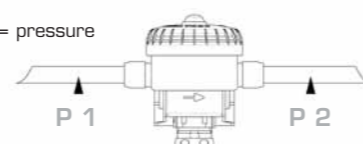
Injection area: polypropylene, polyethylene, hastelloy (check valve spring)

Injection hose: PVC

Note: the Dosatron Compact is equip-

ped with a security valve which will open and let the water flow through in case of inopportune stop of the motor. This security-"bypass" needs a differential pressure of 1.5 bar in order to engage.

P = pressure



P 1 - P 2 ≥ 1.5 bar [21 PSI]

Installation

Refer to local water regulations, prior to installing your Dosatron.

To optimize your Dosatron, we advise to:

- Install a filter (300 mesh - 60 microns) upstream, depending on your water quality.
- Change the dosing seals at least once a year, depending on its use.
- Install the Dosatron Compact taking into consideration the direction of the water flow (arrow on the pump body), otherwise the security valve might move and damage the dosing unit.
- Rinse as often as possible with clear water.
- Turn off the water supply and allow the pressure to drop to zero before adjusting the injection rate.
- Install necessary protections for excess flow, excess pressure and water hammer (anti-hammer flow/pressure and anti-siphon device).
- Install a flow reducer upstream of the dosing unit, as the flow from a water supply is in general higher than 700 l/h.

For all further installation advice, please contact us.

These options allow adapting your Dosatron to your needs. Contact our technical service to help determine what option you may need.

Available options


■ : option ● : standard ★ : not available for this model

Optimized compatibility

- AF: Recommended seals for alkaline concentrate
- VF: Recommended seals for acid concentrate
- Injection hose: Special material hose and foot strainer available

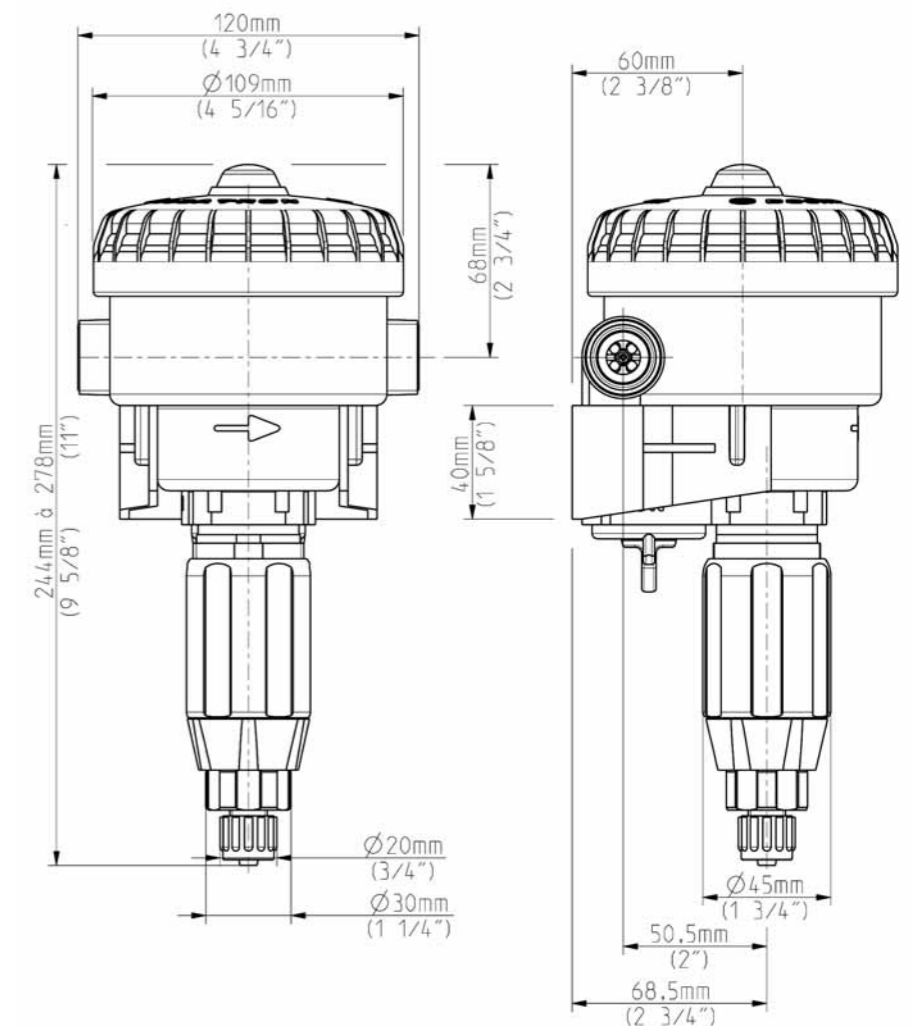
Optimized installation

- BP : integrated by-pass
- Other: please contact us



Each Dosatron unit is factory tested.

Dimensions



Size

Package size

16 x 33 x 18.5 cm
[6 5/16" x 13" x 7 1/4"]

Package weight

1 kg
[2.2 us lbs]